

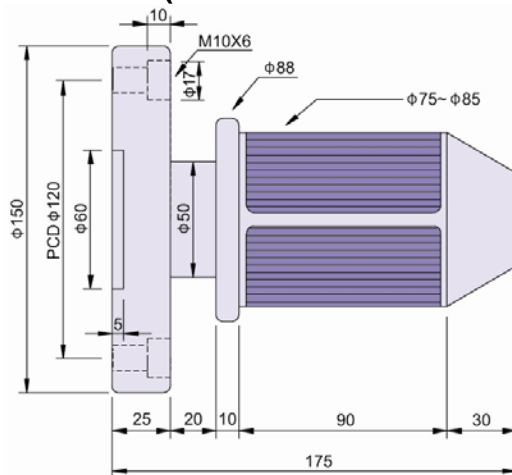
Spring type: The lugs expand when received the pressure from edge of paper core by machine moveable arms and lug automatic release after pressure free from the edge of paper core when machine moveable arms opened. It is most recommend for on unwind roll stand with hydraulic arm facility.

## BENEFITS

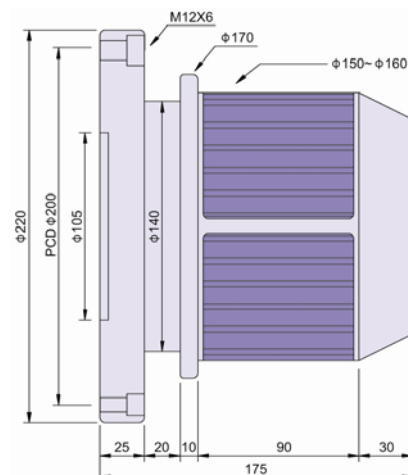
Handles high weight. Easy to maintain and core-friendly. Reducing downtime and the risk of injury due to heavy lifting



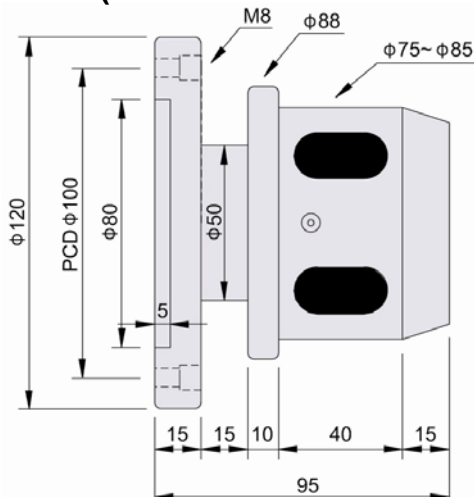
**NEA001-3" (MAX LOAD 1.5 TONES/PC)**



**NEA002-6" (MAX LOAD 4 TONES/PC)**



**NEA004" (MAX LOAD 800 KGS/PC)**



Standard sizes available for this Model are listed above, but are available in other sizes for a customer order. Also, PCD and length change are welcome.